

# Download the Authorware Web Player Plug-in

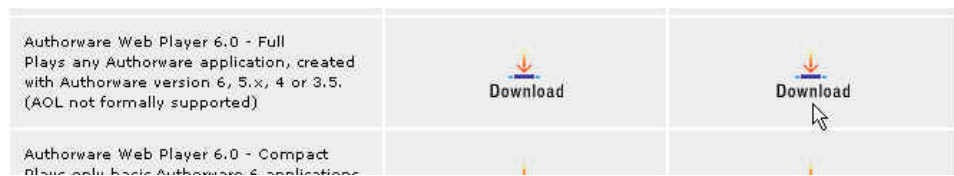
This activity requires a plug-in (an extra piece of software) to run properly

**Follow these steps:**

1. Go to the Macromedia web site - [www.macromedia.com/shockwave/download/alternates/](http://www.macromedia.com/shockwave/download/alternates/)



2. Choose the **Authorware Web Player 6.0 (full)** for Netscape.



3. Click the Download Now button to start the process.

4. Choose a place to save the Download file (for example onto your desktop or into a download folder (as shown here)).



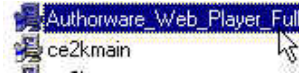
5. Save that file in a convenient place. (remember the place – you will need it later!)



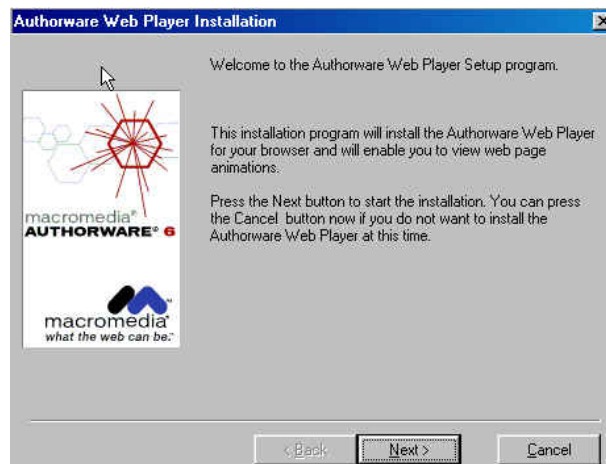
6. Now go to that place and find the file called Authorware\_Web\_Player\_Full and double click it. (In this example, it was saved in a folder called "Downloads")



Next step (double



7. This starts the Installation process – just follow the prompts – you should click next, or yes to all steps.



8. Now the plug-in is installed onto your computer, you should be able to get the activity working on your PC next time you click on it. Try it.